

Rapid increase in Adélie penguin populations in the Lützow-Holm Bay area since the mid 1990s

Akiko Kato* and Yan Ropert-Coudert

National Institute of Polar Research, Kaga 1-chome, Itabashi-ku, Tokyo 173–8515

*Corresponding author. E-mail: akikato@nipr.ac.jp

(Received June 9, 2006; Accepted July 24, 2006)

Abstract: The Adélie penguin, *Pygoscelis adeliae*, an important component of the Antarctic marine ecosystem, is closely associated with sea ice. Ten breeding populations along the Sôya Coast of Lützow-Holm Bay have been monitored since the 1960s by the Japanese Antarctic Research Expedition and shown to be increasing. In most colonies, small peaks of population increase were observed in the late 1980s with a rapid increase from the mid 1990s. Frequent sea ice break-ups in Lützow-Holm Bay in the mid 1980s and since the late 1990s are thought to have induced the population increase through increased subadult survival and preferred prey availability. Population monitoring therefore needs to be continued carefully in relation to the environmental changes.

key words: Adélie penguin, population, sea ice, Lützow-Holm Bay

Introduction

Recent studies have revealed marked warming in the Antarctica, especially the Antarctic Peninsula (Vaughan *et al.*, 2001), and in such ecosystems, environmental conditions have been shown to drastically affect population dynamics of top predators such as seabirds (Croxall *et al.*, 2002). The population dynamics of Adélie penguin, *Pygoscelis adeliae*, are especially sensitive to Antarctic climate variations (Ainley, 2002) since their biology is closely associated with sea ice conditions. For example, modification of sea ice conditions has been shown to affect their foraging behaviour (Watanuki *et al.*, 1997; Rodary *et al.*, 2000), breeding success (Ainley and Le Resche, 1973; Ainley *et al.*, 1998; Irvine *et al.*, 2000) and winter survival (Wilson *et al.*, 2001; Jenouvrier *et al.*, 2006). Changes in the Antarctic climate that modify sea ice conditions over time are therefore expected to have a significant impact on Adélie penguin populations. This is clearly exemplified by the substantial concomitant atmospheric warming and reduction in sea ice in the Antarctic Peninsula region (Stammerjohn and Smith, 1997; Turner *et al.*, 2005) and accompanying decline in Adélie penguin populations in this region over the last century (Fraser and Patterson, 1997). In contrast, populations are increasing in the Ross Sea and East Antarctic areas (Jenouvrier *et al.*, 2006; Woehler *et al.*, 2001) where the extent of sea ice has been decreasing since about 1950 (Curran *et al.*, 2003). These trends can be explained using a conceptual model showing the relationship between Adélie penguin population growth and sea ice concentration (Smith *et al.*, 1999).

Despite the above, in the south Indian Ocean, air temperatures show a stable trend (Turner *et al.*, 2005) and the extent of sea ice has been increasing in the past 20 years (Stammerjohn and Smith, 1997). Long-term monitoring of Adélie penguin populations has been conducted by the Japanese Antarctic Research Expeditions (JARE) in a number of localities along the Sôya Coast in Lützow-Holm Bay. Although the records date from the 1960s, regular surveys were only implemented from the 1980s. Kato *et al.* (2002) reported that most colonies of Adélie penguin increased in this area between 1961 and 2001. Here, we present recent evolution showing the population trends in this region and discuss them in relation to sea ice characteristics.

Materials and methods

Colonies of Adélie penguins breeding along Sôya Coast in Lützow-Holm Bay were monitored occasionally during the 1960s and 1970s and annually from the 1980s as part of a long-term monitoring program of Adélie penguin populations conducted by JARE. In mid November, when the number of Adélie penguins peaks in this area (Watanuki and Naito, 1992), the number of penguins on the ground or in photographs taken on the ground was counted directly three times by three people. Average values were then used for the analysis (see Kato *et al.*, 2002 for details). Ten colonies were observed annually and seven other colonies with fewer penguins (range: 2–20 individuals) were observed occasionally (Fig. 1). The population data published in Kato *et al.* (2002) and from 2002 to 2004 in the above 10 colonies observed regularly were compiled. The annual population increase rate (a) was calculated for each colony using the following equation:

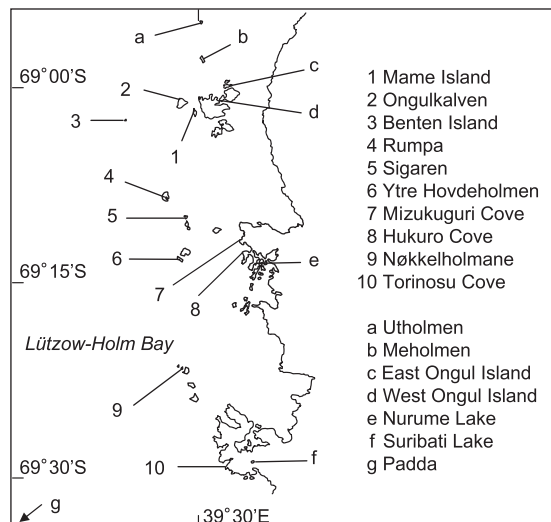


Fig. 1. Location of Adélie penguin colonies along the Sôya Coast observed annually (1–10) and occasionally (a–g).

$$\text{Log}(N_Y) = a \times Y + \text{Log}(N_0),$$

where N_Y is the number of penguins in year Y . The fit of the regression was tested by ANOVA (JMP 6.0, SAS Institute Inc.).

The severity of ice conditions in Lützow-Holm Bay was derived from the distance to Syowa Station, as well as the number of rammings performed by the icebreakers that serve Syowa Station once a year (for details see Kato *et al.*, 2002). Between 1966 and 1982, we used the minimum distance (in km) between Syowa Station and the anchor point of the icebreaker “*Fuji*”, and after 1983 we used the number of rammings required by the icebreaker “*Shirase*” to complete its approach. Available breeding parameters (chick growth rate and chick survival rate) and diet data (proportion of krill in the diet) for the Hukuro Cove colony were compiled from the literature.

Results

Populations increased in five colonies (Mame Island, Ongulkalven, Rumpa, Ytre Hovdeholmen and Mizukuguri Cove), decreased in two colonies (Hukuro Cove and Torinosu Cove), and showed no significant trend in the remaining three colonies (Benten Island, Sigaren and Nøkkelholmane) throughout the monitoring period (Table 1). Note that the absence of significant trends in Sigaren and Nøkkelholmane probably resulted from the small amount of data collected in these locations. Small peaks of population increase were observed in the late 1980s in six colonies (Mame Island, Ongulkalven, Rumpa, Mi-

Table 1. Annual population growth rates of Adélie penguin colonies along the Sôya Coast from various start years and from 1995 to 2004.

Colony	Start year–2004					1995–2004			
	Start year	N	Growth rate (%)	R^2	P	N	Growth rate (%)	R^2	P
Mame Island	1972–	26	7.9	0.74	<0.0001	10	19.5	0.94	<0.0001
Ongulkalven	1962–	34	3.1	0.32	0.0005	10	22.4	0.90	<0.0001
Benten Island	1977–	15	4.1	0.16	NS	10	26.2	0.85	0.0002
Rumpa	1967–	25	2.8	0.64	<0.0001	10	9.2	0.75	0.001
Sigaren	2000–	4	16.5	0.42	NS	4	16.5	0.42	NS
Ytre Hovdeholmen	1982–	16	4.7	0.36	0.015	10	14.8	0.59	0.01
Mizukuguri Cove	1981–	22	6.7	0.80	<0.0001	10	8.9	0.79	0.0006
Hukuro Cove	1982–	20	–1.7	0.34	0.007	10	0.5	0.13	NS
Nøkkelholmane	1994–	10	4.6	0.24	NS	9	2.2	0.06	NS
Torinosu Cove	1981–	15	–4.2	0.54	0.002	9	–9.8	0.71	0.004

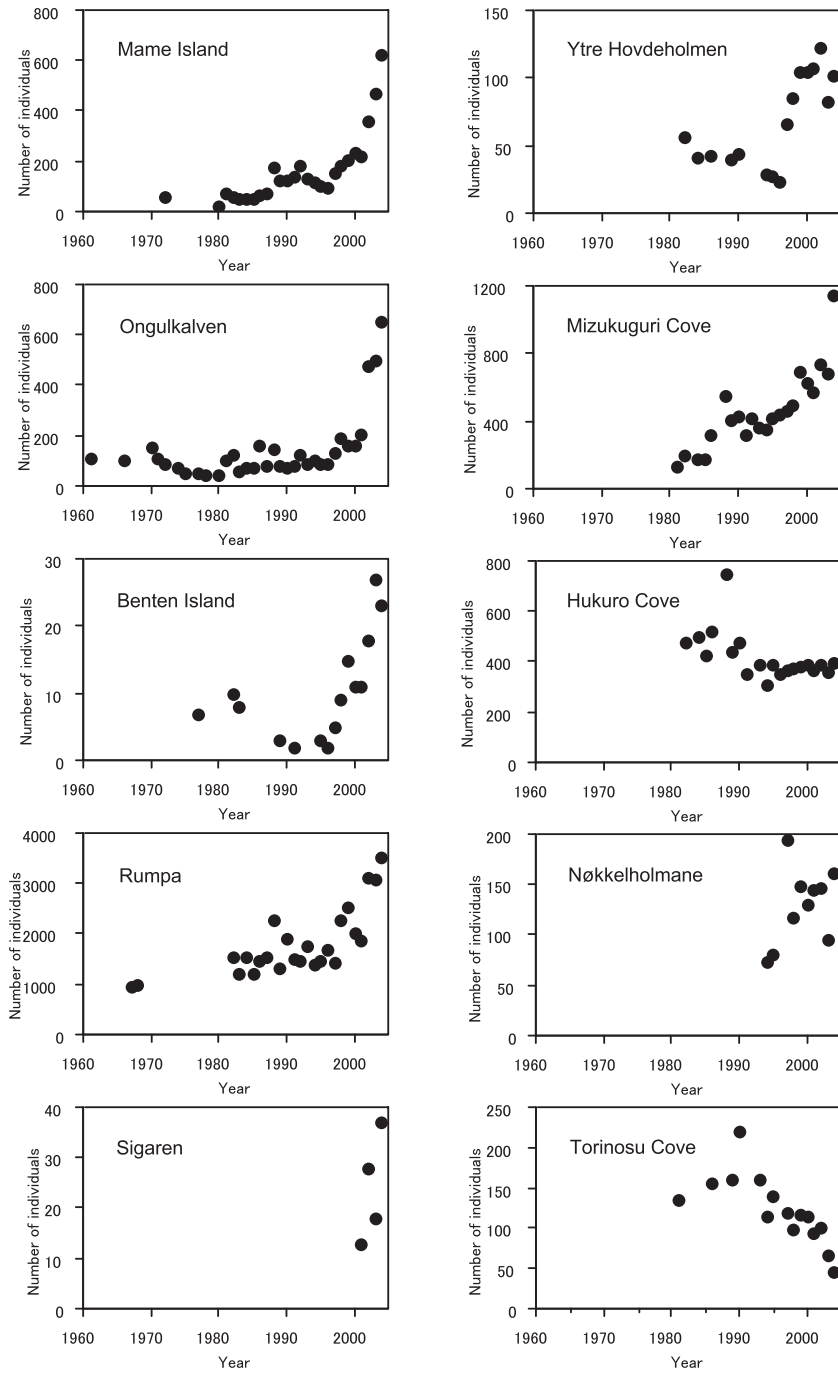


Fig. 2. Population changes in Adélie penguin colonies along the Sôya Coast.

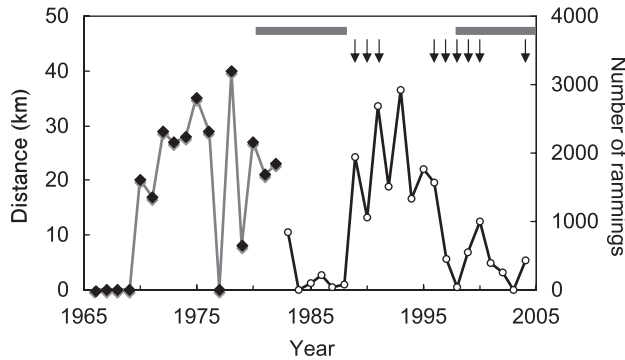


Fig. 3. Minimum distance between Syowa Station and the anchor point of the icebreaker “Fuji” and the number of rammings by the icebreaker “Shirase” on approaching Syowa Station. Arrows show years when breeding and diet data were collected at Hukuro Cove colony. Horizontal bars show periods of sea ice break-ups in the Lützow-Holm Bay (Ushio, 2003).

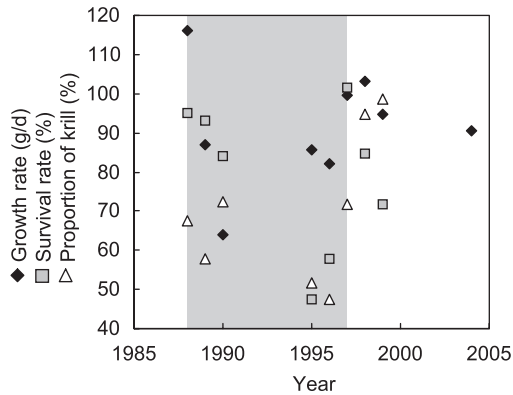


Fig. 4. Chick growth rate (closed diamonds), chick survival rate (gray squares) and proportion of krill in the diet (open triangles) of Adélie penguins breeding at Hukuro Cove colony (1989–91: Watanuki *et al.*, 1992, 1993; 1995–1999: Takahashi, 2001; 2004: K. Sakamoto, unpubl. data). The hatched area represents periods without sea ice break-ups (Ushio, 2003).

zukunguri Cove, Hukuro Cove and Torinosu Cove, Fig. 2), and from the mid 1990s, populations started to increase rapidly in six colonies (Mame Island, Ongulkalven, Benten Island, Rumpa, Ytre Hovdeholmen and Mizukunguri Cove), remained stable in Hukuro Cove colony and decreased rapidly in Torinosu Cove (Table 1, Fig. 2).

Sea ice conditions in December in Lützow-Holm Bay have changed periodically since 1966 (Fig. 3). Light ice conditions were observed in the late 1960s and mid 1980s and continuously from the late 1990s to the present.

Breeding and diet data were available for 1989, 90, 91 (Watanuki *et al.*, 1993), 95,

96, 97, 98, 99 (Takahashi, 2001) and 2004 (K. Sakamoto, unpublished data). Both chick survival and growth rates decreased during 1989–91 and were lower in 1995 and 96 than in 1997, 98 and 99 (Fig. 4). Penguins fed almost entirely on krill in 1998 and 99 and consumed a greater amount of fish in other years (Fig. 4). In 2004, the chick growth rate was relatively high and the main prey was krill (K. Sakamoto, unpublished data).

Discussion

Adélie penguin populations along the Sôya Coast have been increasing since the 1960s and this trend has been accelerating in the present decade. Near-surface temperatures did not show any change between 1960–2000 in Syowa Station (Turner *et al.*, 2005), while the extent of sea ice has increased in the past 20 years in the south Indian Ocean (Stammerjohn and Smith, 1997). In the 1980s and after the mid 1990s, when Adélie penguin populations increased in this area, snowfall was less and sea ice was thinner around Syowa Station than in the early and mid 1990s. Accordingly, break-ups of fast sea ice occurred frequently in the bay (Ushio, 2003; Ushio *et al.*, 2004). On the other hand, in the early and mid 1990s, snowfall was heavier, the sea ice cover was thicker and ice break-up did not occur.

Large-scale ice break-ups in the bay could be one reason for the increase in the Adélie penguin populations. Extensive sea ice during winter reduces subadult survival and population growth is very sensitive to the survival of juveniles (Wilson *et al.*, 2001). When ice break-ups occur frequently, sea ice cannot develop extensively; therefore, the subadult survival rate is expected to be higher during years with ice break-ups. Though the extent of sea ice in the Indian Ocean Sector has increased in the past 20 years (Stammerjohn and Smith, 1997), local sea ice conditions in the bay have varied, directly affecting the penguin populations.

During the period with ice break-ups occurring frequently, sea-ice conditions were not severe in the summer (Fig. 3) and both chick growth and chick survival rates of Adélie penguins breeding at Hukuro Cove colony tended to be higher than during periods without ice break-ups (Fig. 4). Sea ice conditions during the summer apparently affect the foraging behaviours and breeding success of Adélie penguins. That is, heavy sea ice during the summer increases the cost of transport when travelling from the ice edge to the breeding site (at the beginning of the breeding season) and between the breeding site and foraging site (later in the season) and it also restricts available foraging sites (Watanuki *et al.*, 1997; Ainley *et al.*, 1998). Diet composition is also affected by pack-ice distribution. In the Ross Sea area, fish are the main prey in years of little pack-ice, while krill, *Euphausia crystallorophias*, are consumed predominantly in years of heavy pack-ice cover (Ainley *et al.*, 1998). In Lützow-Holm Bay area, Adélie penguins feed both on krill (mainly *E. superba*) and fish (Watanuki *et al.*, 1994). In 1998 and 99, following ice break-ups, *E. superba* occupied >90% of the diet, while fish accounted for 30–60% of the diet in 1995, 1996 and 1997 (Takahashi, 2001). Both thick sea ice and snow layer reduce light penetration in the water (Odate *et al.*, 2004), hence restraining phytoplankton growth (Satoh *et al.*, 1986). Reversely, ice break-ups and little snow precipitation improve light penetration, thus increasing primary production in the bay. As a result, krill availability increases. On the other hand, Odate and Fukuchi (2004) suggested that high

chlorophyll *a* concentration under heavy sea ice is induced by the horizontal advection of seawater. Sea ice also reduces the effect of wind on water movements. When an ice break-up occurs, the strength of the current entering into the bay increases, pushing the phytoplankton and krill into the bay.

As suggested by Smith *et al.* (1999), sea ice conditions cause Adélie penguin population increases in this area. However, the rapid population increase after the mid 1990s (9–26% annual) is unusual. Compared to the late 1980s, large-scale ice break-ups have occurred every year since the late 1990s. We therefore need to continue monitoring Adélie penguin populations in this area and investigate population trends in relation to environmental change.

Acknowledgments

We thank the members of JARE who were involved in counting Adélie penguins during the period 1961–2004, especially Dr. Hoshiai, Dr. Naito and Dr. Watanuki for their continued efforts in the Adélie penguin population census. We also thank Dr. K. Sakamoto for providing unpublished data and two anonymous referees for improving our manuscript.

References

- Ainley, D.G. (2002): Adélie Penguin: Bellwether of Climate Change. New York, Columbia Univ. Press, 310 p.
- Ainley, D.G. and Le Resche, R.E. (1973): The effects of weather and ice conditions on breeding in Adélie penguins. *Condor*, **75**, 235–239.
- Ainley, D.G., Wilson, P.R., Barton, K.J., Ballard, G., Nur, N. and Karl, B. (1998): Diet and foraging effort of Adélie penguins in relation to pack-ice conditions in the southern Ross Sea. *Polar Biol.*, **20**, 311–319.
- Croxall, J.P., Trathan, P.N. and Murphy, E. (2002): Environmental change and Antarctic seabird population. *Science*, **297**, 1510–1514.
- Curran, M.A.J., Ommen, T.D.V., Morgan, V.I., Phillips, K.L. and Palmer, A.S. (2003): Ice core evidence for Antarctic sea ice decline since the 1950s. *Science*, **302**, 1203–1206.
- Fraser, W.R. and Patterson, D.L. (1997): Human disturbance and long-term changes in Adélie penguin populations: a natural experiment at Palmer Station, Antarctic Peninsula. *Antarctic Communities: Species, Structure and Survival*, ed. by B. Battaglia *et al.* Cambridge, Cambridge University Press, 445–452.
- Irvine, L., Clarke, J.R. and Kerry, K.R. (2000): Low breeding success of the Adélie penguins at Bechervaise Island in the 1998/99 season. *CCAMLR Sci.*, **7**, 151–167.
- Jenouvrier, S., Barbraud, C. and Weimerskirch, H. (2006): Sea ice affects the population dynamics of Adélie penguins in Terre Adélie. *Polar Biol.*, **29**, 413–423.
- Kato, A., Ropert-Coudert, Y. and Naito, Y. (2002): Changes in Adélie penguin breeding populations in Lützow-Holm Bay, Antarctica, in relation to sea-ice conditions. *Polar Biol.*, **25**, 939–941.
- Odate, T. and Fukuchi, M. (2004): Temporal changes in chlorophyll *a* and nitrate concentrations under fast ice near Syowa Station, Antarctica, in austral summer. *Nankyoku Shiryô (Antarct. Rec.)*, **48**, 157–164.
- Odate, T., Hirawake, T. and Fukuchi, M. (2004): Empirical relationship between sea ice thickness and underwater light intensity based on observations near Syowa Station, Antarctica, in austral summer. *Nankyoku Shiryô (Antarct. Rec.)*, **48**, 91–97.
- Rodary, D., Wienecke, B.C. and Bost, C.-A. (2000): Diving behaviour of Adélie penguins (*Pygoscelis adeliae*) at Dumont d'Urville, Antarctica: nocturnal patterns of diving and rapid adaptations to changes in sea-ice condition. *Polar Biol.*, **23**, 113–120.
- Satoh, H., Watanabe, K., Kanda, H. and Takahashi, E. (1986): Seasonal changes of chlorophyll *a* standing stocks and oceanographic conditions under fast ice near Syowa Station, Antarctica, in 1983/84.

- Nankyoku Shiryô (Antarct. Rec.), **30**, 19–32.
- Smith, R.C., Ainley, D., Baker, K., Domack, E., Emslie, S. and 6 other authors (1999): Marine ecosystem sensitivity to climate change. *BioScience*, **49**, 393–404.
- Stammerjohn, S.E. and Smith, R.C. (1997): Opposing Southern Ocean climate patterns as revealed by trends in regional sea ice coverage. *Climate Change*, **37**, 617–639.
- Takahashi, A. (2001): Foraging ecology and reproduction of Adélie penguins in fast sea ice areas. PhD Thesis, The Graduate University for Advanced Studies, Hayama, 117 p. (in Japanese).
- Turner, J., Colwell, S., Marshall, G. and Lachlan, T. (2005): Antarctic climate change during the last 50 years. *Int. J. Climatol.*, **25**, 279–294.
- Ushio, S. (2003): Frequent sea-ice breakup in Lützow-Holmbukta, Antarctica, based on analysis of ice condition from 1980 to 2003. *Nankyoku Shiryô (Antarct. Rec.)*, **47**, 338–348 (in Japanese with English abstract).
- Ushio, S., Uto, S., Izumiyama, K., Shimoda, H. and Ayukawa, M. (2004): Interannual variation of landfast ice condition in Lützow-Holmbukta, Antarctica, derived from navigation log of icebreaker *Shirase*. *Nankyoku Shiryô (Antarct. Rec.)*, **48**, 180–190 (in Japanese with English abstract).
- Vaughan, D.G., Marshall, G.J., Connolley, W.M., King, J.C. and Mulvaney, R. (2001): Devil in the detail. *Science*, **293**, 1777–1779.
- Watanuki, Y. and Naito, Y. (1992): Counting Adélie penguins at colonies: seasonal and annual changes. *Nankyoku Shiryô (Antarct. Rec.)*, **36**, 279–284 (in Japanese with English abstract).
- Watanuki, Y., Mori, Y. and Naito, Y. (1992): Adélie penguin parental activities and reproduction: effects of device size and timing of its attachment during chick rearing period. *Polar Biol.*, **12**, 539–544.
- Watanuki, Y., Kato, A., Mori, Y. and Naito, Y. (1993): Diving performance of Adélie penguins in relation to food availability in fast sea-ice areas: comparison between years. *J. Anim. Ecol.*, **62**, 634–646.
- Watanuki, Y., Mori, Y. and Naito, Y. (1994): *Euphausia superba* dominates in the diet of Adélie penguins feeding under fast sea-ice in the shelf areas of Enderby Land in summer. *Polar Biol.*, **14**, 429–432.
- Watanuki, Y., Kato, A., Naito, Y., Robertson, G. and Robinson, S. (1997): Diving and foraging behaviour of Adélie penguins in areas with and without fast sea-ice. *Polar Biol.*, **17**, 296–304.
- Wilson, P., Ainley, D.G., Nur, N., Jacobs, S., Barton, K., Ballard, G. and Comiso, J. (2001): Adélie penguin population change in the pacific sector of Antarctica: relation to sea-ice extent and the Antarctic Circumpolar Current. *Mar. Ecol. Prog. Ser.*, **213**, 301–309.
- Woehler, E.J., Cooper, J., Croxall, J.P., Fraser, W.R., Kooyman, G.L. and 8 other authors (2001): A statistical assessment of the status and trends of Antarctic and subantarctic seabirds. Report on SCAR BBS Workshop on Southern Ocean Seabird Population. Cambridge, SCAR, 44 p.